

2016-2017

# BERTIE COUNTY

## Profile

Food insecurity is an increasing problem in the 15 counties served by the Food Bank of the Albemarle. In our service area, 58,040 individuals are unable to consistently access enough nutritious food to live a healthy, active life or went hungry because they had to skip meals.

Because hunger has grown into an epidemic, it is more prevalent than ever and affecting more than just the families living at or below the poverty line. Food insecurity has now emerged as a defined reality for hundreds of thousands of hard-working Americans who still cannot keep food on the table.

The Food Bank of the Albemarle continues our commitment to feed those living with hunger and will be more focused than ever as we deliver care through our programs to serve children, families and seniors in your community.



### THE NEED County Population: 20,518

Number of people who are food insecure <sup>1</sup> .....	4,830
Percentage of people who are food insecure <sup>1</sup> .....	23.5%
Children under 18 who are food insecure <sup>1</sup> .....	940
Percentage of children under 18 who are food insecure <sup>1</sup> .....	24.5%
Individuals over 18 who are food insecure <sup>1</sup> .....	3,890
Percentage of individuals over 18 who are food insecure <sup>1</sup> .....	19%
Individuals over 65 who are living in poverty <sup>2</sup> .....	2,026

### HUNGER

Number of children receiving free/reduced school meals <sup>3</sup> .....	1,771
Percentage of children receiving free/reduced meals <sup>3</sup> .....	82%

### UNEMPLOYMENT

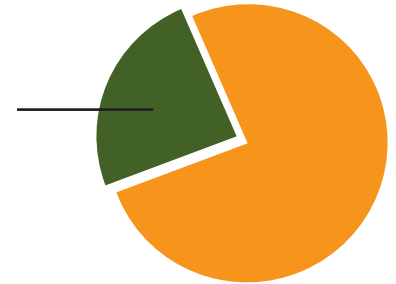
Percentage of unemployment <sup>4</sup> .....	5.8%
---	------

\*Our Partner Agencies are listed on the reverse side.



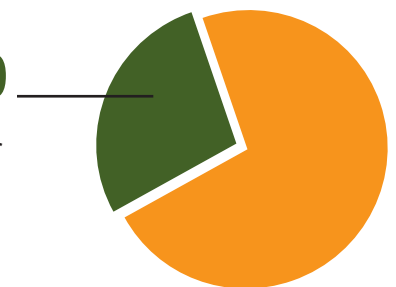
**23.5%**

4,830 are food insecure in Bertie County.<sup>1</sup>



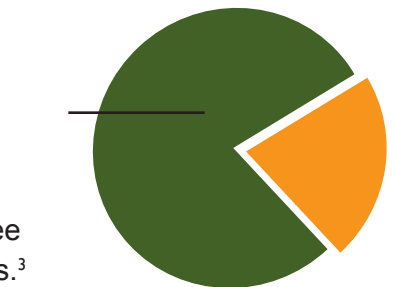
**24.5%**

940 children under 18 face food insecurity in Bertie County.<sup>1</sup>



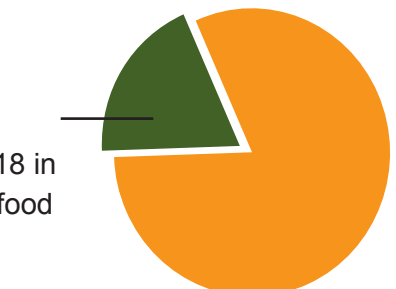
**82%**

1,771 children in Bertie County schools receive free or reduced lunches.<sup>3</sup>



**19%**


3,890 adults over 18 in Bertie County are food insecure.<sup>1</sup>



1-Feeding America Map the Meal Gap - 2017, reflecting 2015 data statistics.  
 2-North Carolina Department of Health and Human Services <http://www.ncdhhs.gov/divisions/daas> - 2015  
 3-Department of Public Instruction <http://www.dpi.state.nc.us/fbs/resources/data/> - 2015-2016  
 4-<https://data.bls.gov/map> - Unemployment in NC as of May 2017

# 2016-2017 BERTIE COUNTY Profile


**Food Bank  
of the Albemarle**  
Fighting Hunger in Northeast NC



**436,042 lbs.**  
of food distributed  
in Bertie County.



**10,567**  
Households served in  
in Bertie County.



**372,930**  
Meals served in  
in Bertie County.

## ADDRESSING NEEDS

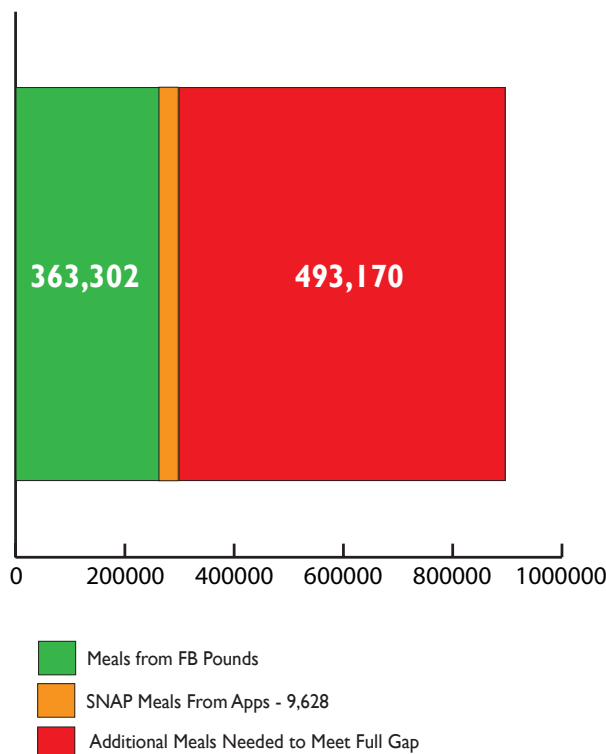
Total lbs. of food distributed by the food bank in 2016-2017	6.4 million lbs
Total meals provided in Bertie County	372,930
Per-meal cost of distributing food in Bertie County	.20¢
Total lbs. of food distributed in Bertie County	436,042
Value of food distributed in Bertie County	\$754,352
Average monthly households served in Bertie County <sup>5</sup>	880
Average monthly households served through a food pantry <sup>5</sup>	754
Average monthly households served through a mobile food pantry <sup>5</sup>	126
Birth to age 4	3.1%
5-17	15.4%
18-64	51.45%
65 & over	30.4%
Households served that receive SNAP benefits	6,120
For every dollar donated, 0.97¢ is spent on food delivery programs.	

Food Bank of the Albemarle is supported by local retail donors and produce partners.

## BERTIE COUNTY HUNGER RELIEF PARTNERS

- Askewville Community Food Pantry
- All God's Children United Methodist Church
- Good Shepherd Food Pantry
- Metropolitan Church of God
- Mobile Food Pantry - Colerain
- Mobile Food Pantry - Kelford
- Mt. Olive Missionary Church
- Youth Bertie

Meals needed to  
**Meet the Meal Gap**  
in Bertie County by 2025  
to achieve a hunger-free community



In accordance with Federal civil rights law and U.S. Department of Agriculture (USDA) civil rights regulations and policies, the USDA, its Agencies, offices, and employees, and institutions participating in or administering USDA programs are prohibited from discriminating based on race, color, national origin, religion, sex, gender identity (including gender expression), sexual orientation, disability, age, marital status, family/parental status, income derived from a public assistance program, political beliefs, or reprisal or retaliation for prior civil rights activity, in any program or activity conducted or funded by USDA (not all bases apply to all programs). Remedies and complaint filing deadlines vary by program or incident.

Persons with disabilities who require alternative means of communication for program information (e.g., Braille, large print, audiotape, American Sign Language, etc.) should contact the responsible Agency or USDA's TARGET Center at (202) 720-2600 (voice and TTY) or contact USDA through the Federal Relay Service at (800) 877-8339. Additionally, program information may be made available in languages other than English.

To file a program discrimination complaint, complete the USDA Program Discrimination Complaint Form, AD-3027, found online at How to File a Program Discrimination Complaint and at any USDA office or write a letter addressed to USDA and provide in the letter all of the information requested in the form. To request a copy of the complaint form, call (866) 632-9992. Submit your completed form or letter to USDA by: (1) mail: U.S. Department of Agriculture, Office of the Assistant Secretary for Civil Rights, 1400 Independence Avenue, SW, Washington, D.C. 20250-9410; (2) fax: (202) 690-7442; or (3) email: program.intake@usda.gov.

USDA is an equal opportunity provider, employer, and lender.

