


2016-2017

CURRITUCK COUNTY Profile

Food insecurity is an increasing problem in the 15 counties served by the Food Bank of the Albemarle. In our service area, 58,040 individuals are unable to consistently access enough nutritious food to live a healthy, active life or went hungry because they had to skip meals.

Because hunger has grown into an epidemic, it is more prevalent than ever and affecting more than just the families living at or below the poverty line. Food insecurity has now emerged as a defined reality for hundreds of thousands of hard-working Americans who still cannot keep food on the table.

The Food Bank of the Albemarle continues our commitment to feed those living with hunger and will be more focused than ever as we deliver care through our programs to serve children, families and seniors in your community.



THE NEED County Population: 24,492

Number of people who are food insecure ¹	2,890
Percentage of people who are food insecure ¹	11.8%
Children under 18 who are food insecure ¹	1,120
Percentage of children under 18 who are food insecure ¹	20.5%
Individuals over 18 who are food insecure ¹	1,770
Percentage of individuals over 18 who are food insecure ¹	7.22%
Individuals over 65 who are living in poverty ²	812

HUNGER

Number of children receiving free/reduced school meals ³	1,476
Percentage of children receiving free/reduced meals ³	37.22%

UNEMPLOYMENT

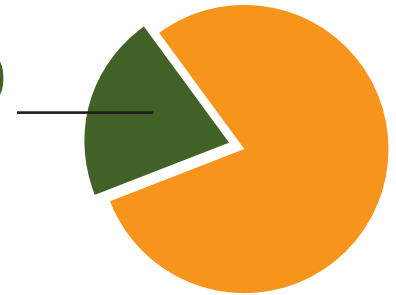
Percentage of unemployment ⁴	4.4%
---	------

*Our Partner Agencies are listed on the reverse side.



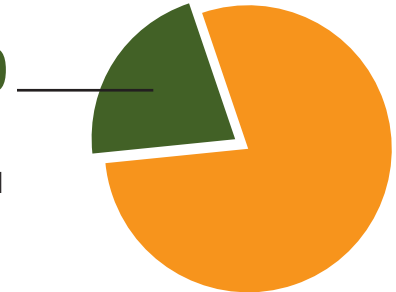
11.8%

2,890 are food insecure in Currituck County.¹



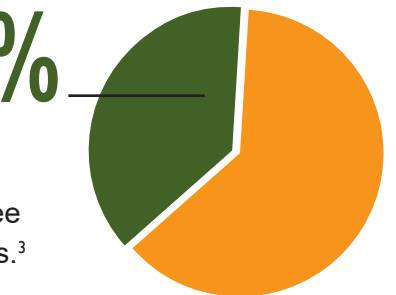
20.5%

1,120 children under 18 face food insecurity in Currituck County.¹



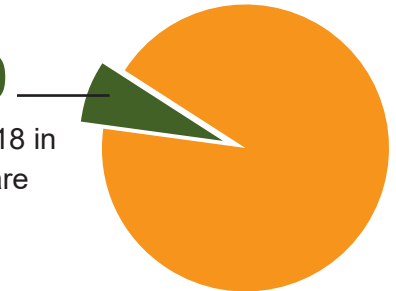
37.22%

1,476 children in Currituck County schools receive free or reduced lunches.³



7.22%

1,770 adults over 18 in Currituck County are food insecure.¹



1-Feeding America Map the Meal Gap - 2017, reflecting 2015 data statistics.
 2-North Carolina Department of Health and Human Services <http://www.ncdhhs.gov/divisions/daas> - 2015
 3-Department of Public Instruction <http://www.dpi.state.nc.us/fbs/resources/data/> - 2015-2016
 4-<https://data.bls.gov/map> - Unemployment in NC as of May 2017

2016-2017 CURRITUCK COUNTY Profile

Food Bank of the Albemarle
Fighting Hunger in Northeast NC



240,491 lbs.

of food distributed in Currituck County.



6,114

Households served in in Currituck County.



200,409

Meals served in in Currituck County.

ADDRESSING NEEDS

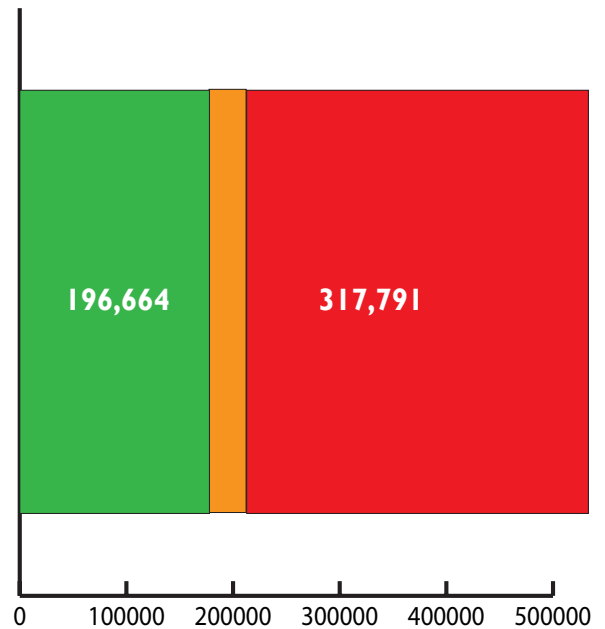
Total lbs. of food distributed by the food bank in 2016-2017 ...	6.4 million lbs
Total meals provided in Currituck County.....	200,409
Per-meal cost of distributing food in Currituck County.....	.20¢
Total lbs. of food distributed in Currituck County.....	240,491
Value of food distributed in Currituck County.....	\$413,832
Average monthly households served in Currituck County ⁵	510
Average monthly households served through a food pantry ⁵	510
Average monthly households served through a mobile food pantry ⁵ ... NA	
Birth to age 4	5.4%
5-17	22.3%
18-64	58.7%
65 & over	13.5%
Households served that receive SNAP benefits	2,268
<i>For every dollar donated, 0.97¢ is spent on food delivery programs.</i>	

Food Bank of the Albemarle is supported by local retail donors and produce partners.

CURRITUCK COUNTY HUNGER RELIEF PARTNERS

Bread of Life Food Pantry	Pilmoor United Methodist Church
Currituck Extension Foundation	SAD-SAC Foundation
Fellowship Baptist Church	**designates program that is no longer active
Lower Currituck Food Pantry	
**Old Path/Dayspring Ministries	

Meals needed to
Meet the Meal Gap
in Currituck County by 2025
to achieve a hunger-free community



Meals from FB Pounds
SNAP Meals From Apps - 3,744
Additional Meals Needed to Meet Full Gap

In accordance with Federal civil rights law and U.S. Department of Agriculture (USDA) civil rights regulations and policies, the USDA, its Agencies, offices, and employees, and institutions participating in or administering USDA programs are prohibited from discriminating based on race, color, national origin, religion, sex, gender identity (including gender expression), sexual orientation, disability, age, marital status, family/parental status, income derived from a public assistance program, political beliefs, or reprisal or retaliation for prior civil rights activity, in any program or activity conducted or funded by USDA (not all bases apply to all programs). Remedies and complaint filing deadlines vary by program or incident.

Persons with disabilities who require alternative means of communication for program information (e.g., Braille, large print, audiotape, American Sign Language, etc.) should contact the responsible Agency or USDA's TARGET Center at (202) 720-2600 (voice and TTY) or contact USDA through the Federal Relay Service at (800) 877-8339. Additionally, program information may be made available in languages other than English.

To file a program discrimination complaint, complete the USDA Program Discrimination Complaint Form, AD-3027, found online at How to File a Program Discrimination Complaint and at any USDA office or write a letter addressed to USDA and provide in the letter all of the information requested in the form. To request a copy of the complaint form, call (866) 632-9992. Submit your completed form or letter to USDA by: (1) mail: U.S. Department of Agriculture, Office of the Assistant Secretary for Civil Rights, 1400 Independence Avenue, SW, Washington, D.C. 20250-9410; (2) fax: (202) 690-7442; or (3) email: program.intake@usda.gov.

USDA is an equal opportunity provider, employer, and lender.

